

*LIZ COLLETT'S GOLD COAST LINE DANCERS*

**ELVIRA**

SONG  
ORIGINAL POSITION  
CHOREOGRAPHER

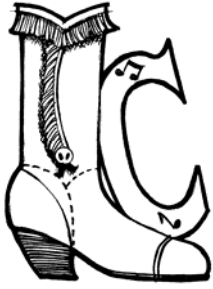
Elvira by The Oakridge Boys  
Feet together, weight on left foot  
Unknown

---

BEATS

STEPS - 4 Wall Dance

- 
- |   |   |
|---|---|
| 4 | Vine R – step R to R side, step L behind R, step R to R side, hitch L |
| 4 | Vine L – step L to L side, step R behind L, step L to L side, hitch R |
| 4 | Step back R, L, R, hitch L  |
| 4 | Step fwd L, touch R beside L, step back R, touch L beside R           |
| 4 | Step fwd L, rock onto R, rock onto L, turning ¼ turn L hitch R        |
-



## HOUSTON HUSTLE

SONG  
ORIGINAL POSITION  
CHOREOGRAPHER

You're Right, I'm Wrong by George Strait  
Feet together, weight on left foot  
Chuck Rademacher

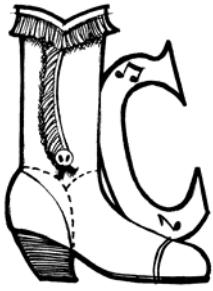
---

BEATS

STEPS - 4 Wall Dance

---

- |   |   |
|---|---|
| 4 | Fan R toe out then back to centre and repeat  |
| 4 | Tap R heel fwd twice, tap R toe back twice  |
| 4 | Tap R heel fwd, tap R toe back, tap R heel fwd, tap R toe back                                |
| 4 | Step fwd R, stomp L beside R, step back L, tap R beside L                                     |
| 4 | Step fwd R, stomp L beside R, step back L, tap R beside L                                     |
| 4 | Step R to R side, cross L behind R, step R to R side, scuff L fwd                             |
| 4 | Step L to L side, cross R behind L, turning $\frac{1}{4}$ turn L step fwd L, stomp R beside L |
| 4 | Step R to R side, stomp L beside R, step L to L side, stomp R beside L                        |
-



LIZ COLLETT'S GOLD COAST LINE DANCERS

## BOOT SCOOTIN' BOOGIE

SONG  
ORIGINAL POSITION  
CHOREOGRAPHER

Boot Scootin' Boogie by Brooks & Dunn  
Feet together, weight on left foot  
Bill Bader, Vancouver

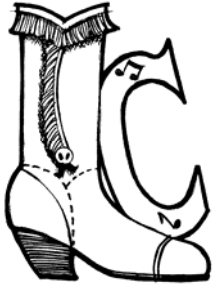
---

### BEATS

### STEPS - 4 Wall Dance

---

- 4 Vine R – step R to R side, cross L behind R, step R to R side, tap L heel fwd at 45 deg L & clap  
4 Vine L – step L to L side, cross R behind L, step L to L side, tap R heel fwd at 45 deg R & clap
- 4 Step R to R side, tap L heel fwd at 45 deg L & clap  
Step L to L side, tap R heel fwd at 45 deg R & clap  
4 Step R beside L and twist heels R, L, R, centre
- 4 Stomp R beside L twice, kick R fwd twice  
& 5, 6 Step onto ball of R, step L in place, stomp R beside L  
7, 8 Kick R fwd twice
- 4 Step fwd R, hold, step back L, hold  
4 Step back R, hold, step fwd L, turning ¼ turn L hitch R
-



## Stray Cat Strut

**SONG** Loves Got A Hold On You by Alan Jackson  
**ORIGINAL POSITION** Feet together, weight on left foot  
**CHOREOGRAPHER** Unknown

---

### **BEATS      STEPS - 4 Wall Dance**

4      Tap R heel fwd, step R beside L, tap L heel fwd, step L beside R  
4      Tap R heel fwd, step R beside L, tap L heel fwd, step L beside R

4      Tap R heel fwd twice, tap R toe back twice  
4      Tap R heel fwd, tap R toe back, tap R heel fwd, tap R toe back

4      Step fwd R heel, drop onto toe, step fwd L heel, drop onto toe  
4      Step fwd R heel, drop onto toe, step fwd L heel, drop onto toe

4      Cross R over L, step back L, turning !4 turn R step R to R side, step L beside R  
4      Cross R over L, step back L, step R to R side, step L beside R

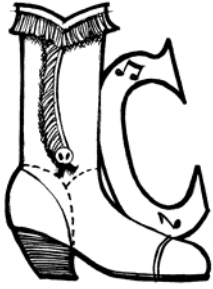
**32**

---

Ph 0412 598911

[www.LineDance.com.au](http://www.LineDance.com.au)

---



## Slap Leather

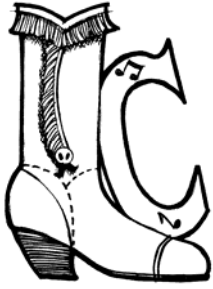
SONG Texas Tattoo by Gibson/Miller Band  
ORIGINAL POSITION Feet together, weight on left foot

---

### **BEATS   STEPS - 4 Wall Dance**

- 4      Tap R heel fwd at 45 deg R, step R beside L  
         Tap L heel fwd at 45 deg L, step L beside R
- 4      Repeat previous 4 counts
- 4      Tap R heel fwd twice, tap R toe back twice
- 4      Tap R heel fwd, tap R toe to R side, slap R foot behind L knee with L hand,  
         touch R toe to R side
- 2      Slap R foot in front of L knee with L hand, turning % turn L swing R foot  
         out to R side and slap outside of foot with R hand
- 4      Vine R - R, L, R, hitch L
- 4      Vine L - L, R, L, hitch R
- 4      Vine back - R, L, R, hitch L
- 4      Step fwd L, lock R behind L, step fwd L, stomp R beside L

**34**



## One Good Reason

**SONGS**

Drinking Champagne by George Strait  
Baby It's You by Hank Flamingo

**ORIGINAL POSITION**

Feet together weight on left foot

**CHOREOGRAPHER**

Unknown

---

**BEATS**

**STEPS - 4 Wall Dance**

- 4 Touch R toe to front, R side, back, R side  
4 Cross R over L, step L to L side, cross R behind L, touch L toe to L side
- 4 Touch L toe to front, L side, back, L side  
4 Cross L over R, step R to R side, cross L behind R, touch R heel fwd
- 4 Step back R, touch L heel fwd, step back L, touch R heel fwd  
4 Step fwd R, rock onto L, step back R, rock onto L
- 4 Shuffle fwd R, L, R, step fwd L, pivot 1/2 turn R taking weight onto R  
4 Shuffle fwd L, R, L, step fwd R, pivot 1/4 turn L taking weight onto L

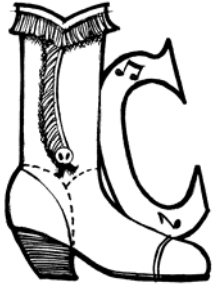
**32**

---

Ph 0412 598911

[www.LineDance.com.au](http://www.LineDance.com.au)

---



## Woolshed Waltz

SONG Dreaming My Dreams With You by Collin Raye  
ALBUM Own Hearts Delight by Ian Tyson  
ORIGINAL POSITION Feet together, weight on left foot  
CHOREOGRAPHER Kath MacManamon, Aust

---

### BEATS

### STEPS - 4 Wall Dance

- |   |  |
|---|--|
| 3 | Step fwd L, step R, L on the spot                    |
| 3 | Step back R, step L, R on the spot                   |
| 3 | Cross L over R, step R, L on the spot                |
| 3 | Cross R over L, step L, R on the spot                |
| 3 | Cross L over R, step R, L on the spot                |
| 3 | Cross R over L, step L, R on the spot                |
| 3 | Step fwd L, step R, L on the spot                    |
| 3 | Step fwd R, step L, R on the spot                    |
| 3 | Step fwd L, turning !/2 turn L step R, L on the spot |
| 3 | Step back R, step L, R on the spot                   |
| 3 | Step fwd L, turning 1A turn L step R, L on the spot  |
| 3 | Step back R, step L, R on the spot                   |

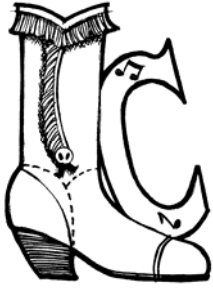
36

---

Ph 0412 598911

[www.LineDance.com.au](http://www.LineDance.com.au)

---



## COWBOY CHA CHA

SONG  
ORIGINAL POSITION  
CHOREOGRAPHER

Why Not Tonight by Neil McCoy  
Feet together, weight on right foot  
Unknown

---

BEATS

STEPS - 4 Wall Dance

---

1, 2	Step fwd L, rock onto R
3 & 4	Shuffle slightly back L, R, L
1, 2	Step back R, turning ½ turn L rock onto L
3 & 4	Shuffle slightly back R, L, R
1, 2	Step back L, turning ½ turn R rock onto R
3 & 4	Shuffle slightly back L, R, L
1, 2	Step back R, turning ¼ turn L rock onto L
3 & 4	Cha Cha in place R, L, R
2	Step fwd L, pivot ½ turn R taking weight onto R
2	Step fwd L, pivot ½ turn R taking weight onto R